







- 1.
- 2.
- 3.
- 4.






◆ 2018

500


3000

4





21.1%
22



◆ 7 24

1-6

27.76

10.2%

16.13

9.9%

11.63

10.6%

◆ 1-6

1.72

21.1%

1.11

18.6%

6042.2

26.0%

◆ 7 25

2018 6

8394

9763

◆

1633.6

902.72

746.61

637

519

514


3

8471

80

9630

111





6

20%



◆ 7 27

6

20%

21.1%

◆ 1-6

33882.1

17.2%

1-

5 0.7

1-5

16.5%





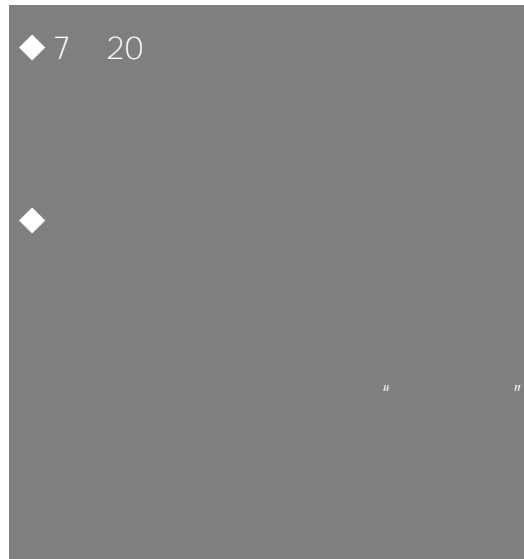
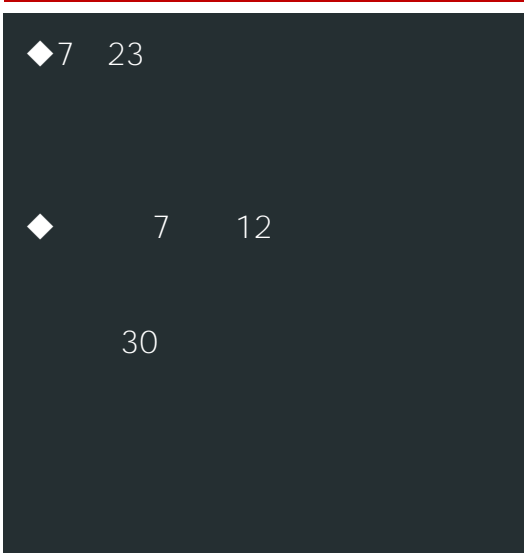


3000

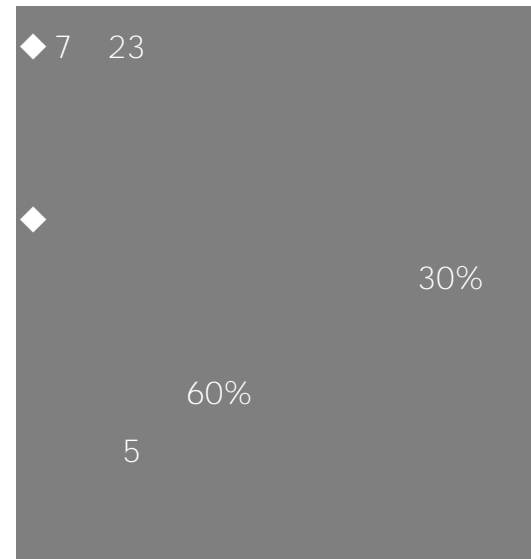
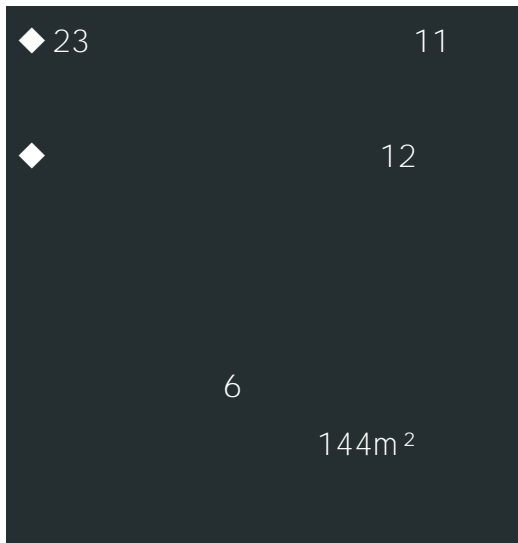
◆ 7 25


















- ◆ 7 19 2018 500
- ◆ 235.56



37
 7 20 " 37 " 37
 1891
 37 " " " "
 37



7 22
 25 8 9
 76-100 69-78



21 8
 " "
 8 5



• 7 28 4600

18:00


• 3000


3

100%

• 7 25










◆ 7 26

2020


◆ 65 22.2

6000 10

◆ " "







500

20%

100

◆ 2017
2017

60% 75%
350-400 /








2017 7

2.2

5000











◆ 101.81
73.18 10695 /
◆ 22.9%
15.8%
21.0% 20.5%
◆ 11762 / 0.25%
14.67%
7.05%

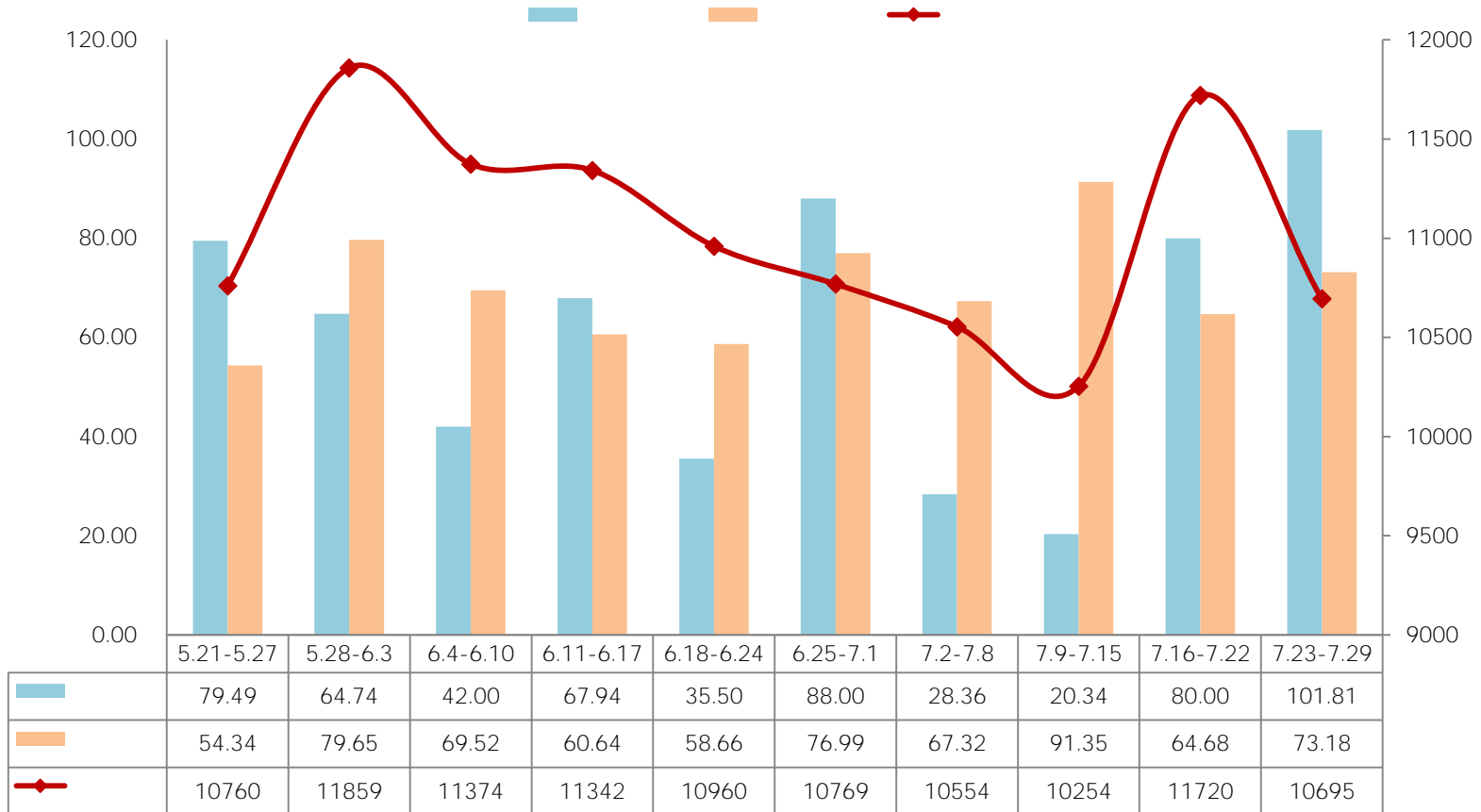




◆ 101.81 27.27%

◆ 73.18 13.13%

◆ 10695 / 8.75%





85.93

30.99%



5.88

10.32%

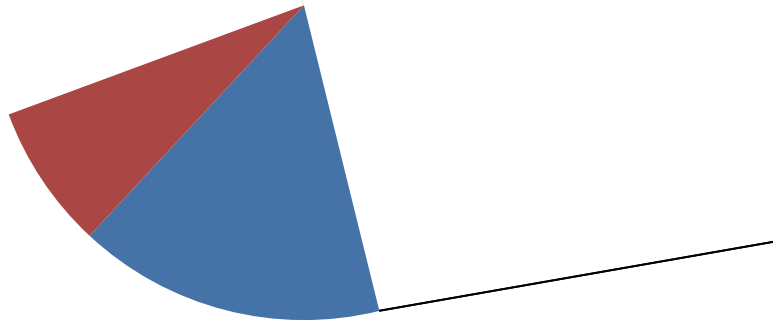


2018

~



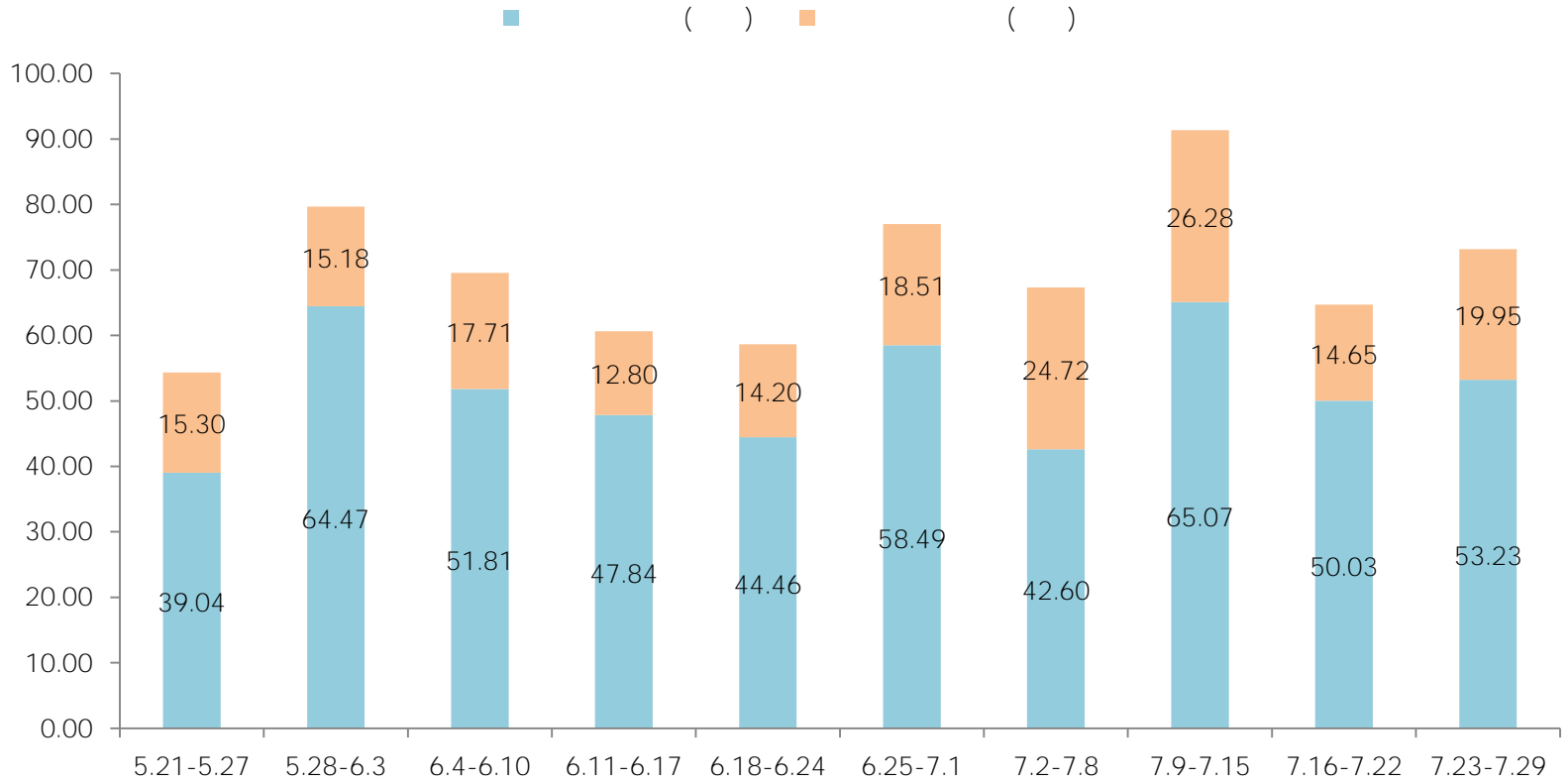
◆				22.9%			15.8%			
◆			926	10.9			110	1.8		
	114	1.6		137						
◆			413	4.5		347	3.8		370	3.1
							515	5.6		
	515	5.3		180			15.4%			
◆	"	"	43.06				42.3%			







◆ 53.23 6.39%
◆ 19.95 36.17%
◆ 2018 2031.75 1585.16
446.60





101

!

76

21.0%
960 9.1

20.5%

!

131 1.2





8901 /

28.63% 6

5.55%

8915 / 3


38.70%

5149 /



16878 /

22.38% 7



96.41%

18

4098

3951



